

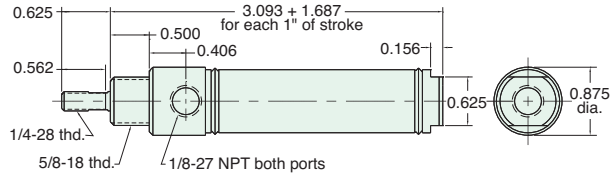
3/4" BORE STAINLESS STEEL CYLINDER



SFR-12-□-□

Double Acting, Front Spring Bias

Mount: Stud **Standard Stroke Lengths:** 1/2", 1", 1-1/2", 2", 3", 4"
Type: Rotating Rod **Spring Compressed:** 6 lbs. **Spring At Rest:** 3 lbs.
Options: M, B, W, V, N, S, H, **Maximum Stroke:** 25" For B option add 0.375
 P6, P7, P8 For S option add 0.437

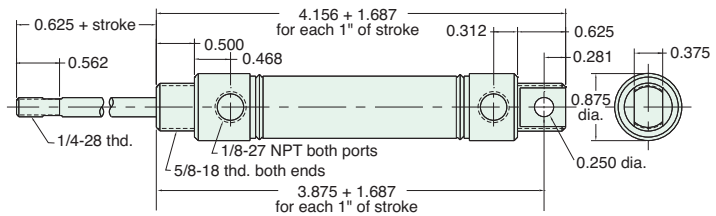


Nut included, but not shown on drawing

UBR-12-□-□

Double Acting, Rear Spring Bias

Mount: Universal **Standard Stroke Lengths:** 1/2", 1", 1-1/2", 2", 3", 4"
Type: Rotating Rod **Spring Compressed:** 6 lbs. **Spring At Rest:** 3 lbs.
Options: M, B, W, V, N, H, P2, **Maximum Stroke:** 15" For B option add 0.375
 P3, P4, P5, P6, P7, P8

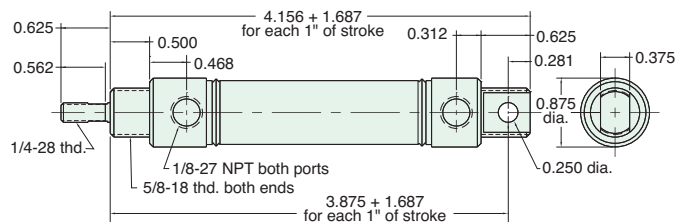


Furnished without nut(s). See Chart on Page 29.

UFR-12-□-□

Double Acting, Front Spring Bias

Mount: Universal **Standard Stroke Lengths:** 1/2", 1", 1-1/2", 2", 3", 4"
Type: Rotating Rod **Spring Compressed:** 6 lbs. **Spring At Rest:** 3 lbs.
Options: M, B, W, V, N, H, P2, **Maximum Stroke:** 24" For B option add 0.375
 P3, P4, P5, P6, P7, P8



Furnished without nut(s). See Chart on Page 29.

CAD 2D & 3D Models Available

2D & 3D CAD models of all Clippard stainless steel cylinders are available via www.clippard.com/cylinders/. A wide range of formats are offered for your convenience. Clippard's on-line, state-of-the-art cylinder configurator allows users to build their own cylinder exactly to the required specifications, and then view the details, drawings, CAD models, pricing and much more!

www.clippard.com/cylinders/

